

SUMMER HOLIDAYS HOMEWORK(2026-27)

HOLIDAYS.....HOLIDAYS.....HOLIDAYS!

NAME: _____

CLASS: PLAYWAY

Dear Parents;

Children are born with natural curiosity and inquisitiveness about the world around them. It is important for us to help them keep this Spark alive and to make learning fun.

Developing Motor Skills

*Working on Gross Motor Skills help a child gain strength and confidence in his/her body. Do activities like catching a ball, balancing, moving like an animal, cycling, jumping, hopping on one foot etc.

*Fine Motor Skills involve the use of the small muscles that control the hand, fingers and thumb. Activities like buttoning and zipping clothes, colouring, clay moulding, building with legos and blocks, beading etc. help to build a child's self-esteem and confidence also.

SUMMER FUN ACTIVITIES

- Fold your handkerchief or small towel.
- Identify fruits and vegetables at home.
- Practice eating with a spoon independently.
- Identify body parts in front of a mirror
- Blow balloons with parents' help.
- Finger counting practice
- Keep toys back in place after playing
- Walk on a straight line for balance practice.
- Feed birds with grains or water
- Name transport vehicles seen on the road.



Parents are requested to help their wards in doing the following academic work.

ENGLISH

1. Revise the rhymes done in April and May month with actions.
2. Read & Learn A to H from your Alphabet Book Everyday.

हिंदी

1. मौखिक अ से ई
कविताओं की दोहराई

MATHS

1. Learn Oral Counting from 1 to 5 (Page 14-18).
2. Learn counting 1-5 on fingers and make your ward count the object from 1-5 at home.
3. Revise pre number concept done in class. (Big & Small) (pg no. 8) (Tall & Short) Paste one picture of it in **scrap book**.
4. Paste the pictures of shape Circle & Triangle, Also paste 1 picture of object related to the shapes in **scrapbook**.

E.V.S Revise the themes and paste pictures in scrap book.

- * Myself – 1 of your Best Pictures.
- * My Family Paste a family photo in **scrapbook** & decorate it.
- * Parts of the Body - Pictures of body parts. (Any 5)
- * Fruits & Vegetables – Paste 5- 5 pictures of Fruits & Vegetables in **scrapbook**.
- * Decorate the **scrapbook** beautifully.

Use the below mentioned words in your daily routine.

Vocabularies

(Sun, Sunglasses, Juice, Water, Cold, Hot, Sunlight, Umbrella, Table, Chair, Books, Notebooks, Crayons, Eraser)

DRAWING

Do the worksheets attached.

Do Page no. 22 & 23 in Colouring book.

G.K

Dear Parents kindly make sure that your ward is able to answer the Following Questions:-

1. What is your name? _____
2. What is the colour of Strawberry ? _____
3. What is the colour of Mango ? _____
4. How are you? _____
5. In which class do you read ?

Number Game:

Make number flashcards. Ask your child to stack blocks, utensils or carrom coins according to the number given on the flashcard. Click photographs while playing the game.



ENGLISH


Match the pictures with their beginning letters &. Colour them.




A



B



C



D




Circle the correct beginning letter for each picture. Colour the pictures.



A C



D A




C D



B A



L B






E I

MATH

Count and Colour

Colour 1 Strawberry.








Colour 2 Balls.



Colour 3 ice creams.



Colour 4 Circles .



Match the same number

1

2

3

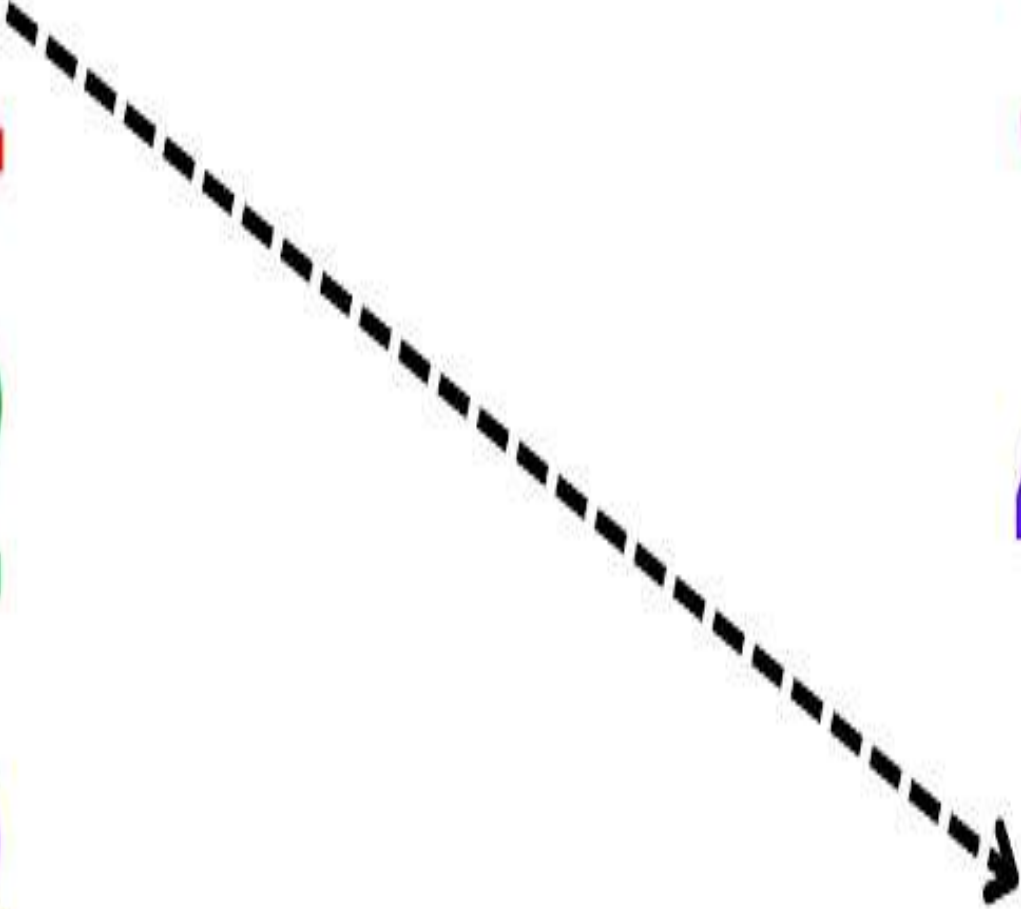
4

3

4

1

2





EVS

MATCH THE BODY PARTS PARTS ..


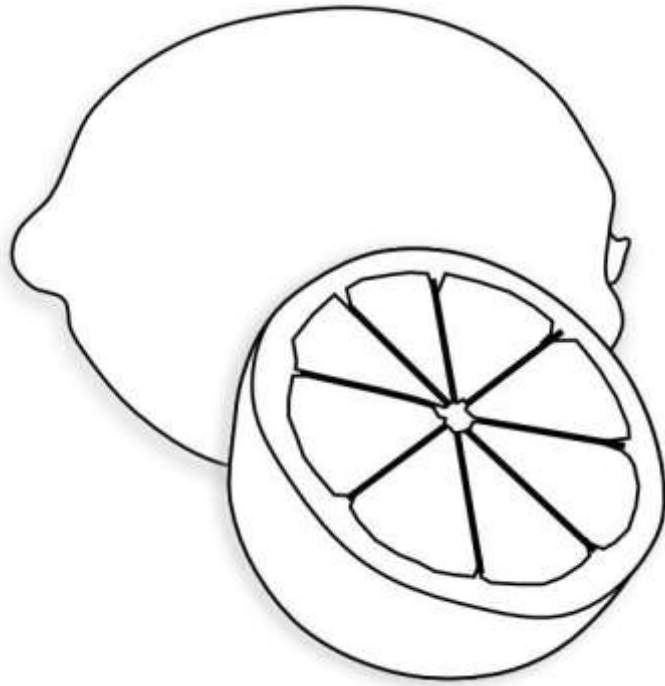


Colour the objects with Red Crayon.



AIM- To recognise the objects of Red Colour & to develop fine motor skills.

Colour the objects with Yellow Crayon.



AIM- To recognise the objects of Yellow colour & to develop fine motor skills.



WISHING ALL
A HAPPY & SAFE
SUMMER
HOLIDAY

AT HOME